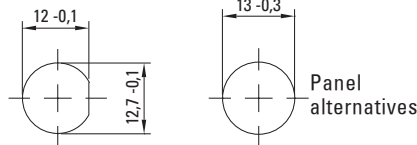
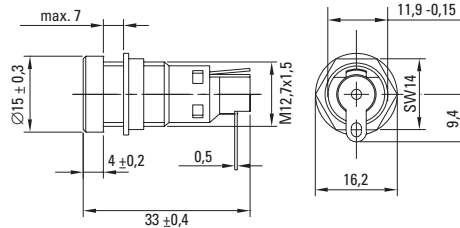


Holder / No. 850



Panel Mount, Shocksafe 5x20mm Fuses



Specifications

Standard
IEC 60127-6
UL 512
CSA C22.2. No.39

Approvals
VDE Report
SEMKO
UL Recognized
CSA
SEV



Mounting

12.7mm diameter D-hole or 13mm round hole
Admissible torque on plastic hex nut is 1.2Nm

Terminals

Solderable only, 4mm x 0.5mm (850)
Solderable or 2.8mm quick connect - fits 0.5mm tab (851)

Protection Class & Category

IP 40 (with Cap 855 acc. to IEC 60529)
IP 54 (with Cap 856 acc. to IEC 60529)
PC2 (IEC 60127-6)

Materials

Holder: Black Duroplastic
UL 94V0
Cap: Black Thermoplastic
UL94V0
Sealing Ring: Silicon (Cap 856)
Metal Parts: Copper alloy, corrosion protected
Terminals: Solderable, tinned

Electrical Data (23°C)

Rated Voltage: 250V
Rated Current: 10A
Rated Power: 3.2W (VDE/SEMKO)

Operating Temperature 4W (SEV)

-40°C to +85°C (consider de-rating)

Climatic Test

-40°C/+85°C/21 days (IEC 60068-2-1...3)

Stock Conditions

+10°C to +60°C
relative humidity ≤ 75% yearly average,
without dew, maximum value for 30 days - 95%

Vibration Resistance

24 cycles at 15 min. each (IEC 60068-2-6)
10 - 60Hz at 0.75mm amplitude
60 - 500Hz at 10g acceleration

Contact Resistance

≤ 5mΩ

Impulse Voltage

4 kV, 50 Hz, 1 min., dry

Insulation Resistance

> 10³ MΩ (500 VDC, 1 min.)

Solderability

235°C, 2 sec. (Wave)
350°C, 1 sec. (Soldering Iron)

Soldering Heat Resistance

350°C, 5 sec. (IEC 60068-2-20)

Minimum Cross Section

Conductor - 1.5mm²

Marking

Part No., 250V, Approvals

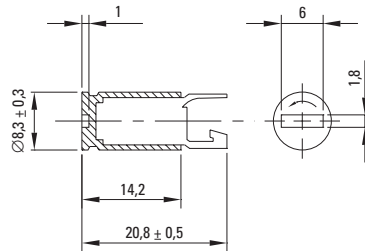
Unit Weight

4.1g (850) / 1.8g (855)
4.2g (851) / 1.9g (856)

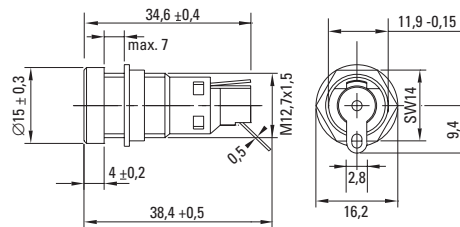
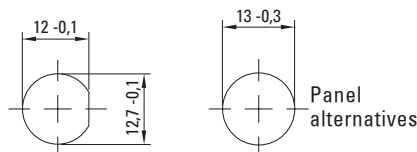
Cap / No. 855



Without silicon ring (IP 40)



Holder / No. 851



Electrical Data (23°C)

Rated Voltage: 250V
Rated Current: 10A
Rated Power: 3.2W (VDE/SEMKO)

Operating Temperature 4W (SEV)

-40°C to +85°C (consider de-rating)

Climatic Test

-40°C/+85°C/21 days (IEC 60068-2-1...3)

Stock Conditions

+10°C to +60°C
relative humidity ≤ 75% yearly average,
without dew, maximum value for 30 days - 95%

Vibration Resistance

24 cycles at 15 min. each (IEC 60068-2-6)
10 - 60Hz at 0.75mm amplitude
60 - 500Hz at 10g acceleration

Contact Resistance

≤ 5mΩ

Impulse Voltage

4 kV, 50 Hz, 1 min., dry

Insulation Resistance

> 10³ MΩ (500 VDC, 1 min.)

Solderability

235°C, 2 sec. (Wave)
350°C, 1 sec. (Soldering Iron)

Soldering Heat Resistance

350°C, 5 sec. (IEC 60068-2-20)

Minimum Cross Section

Conductor - 1.5mm²

Marking

Part No., 250V, Approvals

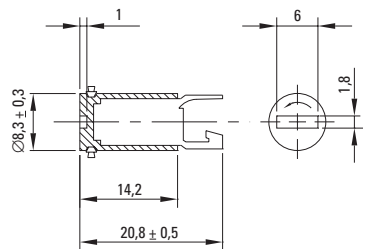
Unit Weight

4.1g (850) / 1.8g (855)
4.2g (851) / 1.9g (856)

Cap / No. 856



With silicon ring (IP 54)
(from front side only)



Order Information

Packaging

Bulk (100 pcs.)

Order Numbers

Holder, IP 40	No. 850 0000 100
Cap, without Ring, IP 40	No. 855 0000 100
Holder, IP 54	No. 851 0000 100
Cap, with Ring, IP 54	No. 856 0000 100



Note: 1.00 means the number one with two decimal places. 1,000 means the number one thousand.

Specifications are subject to change without notice